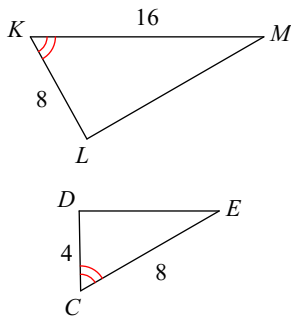


3-2 Proving Triangles Similar AA, SAS, SSS

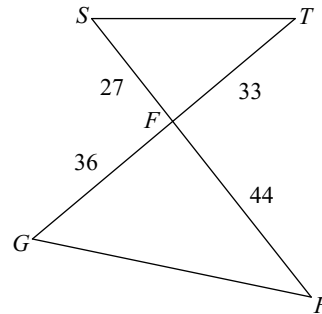
The triangles in each pair are similar. Find the ratios of corresponding sides, AND show which angles are congruent.

SAS

1) $\triangle KLM \sim \triangle CDE$



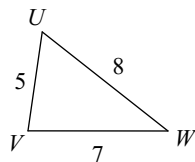
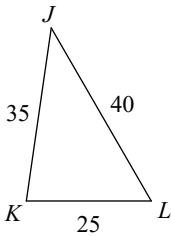
2) $\triangle FGH \sim \triangle FST$



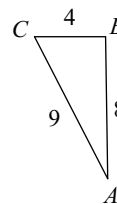
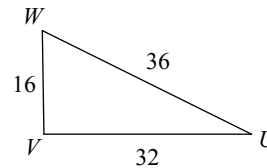
The triangles in each pair are similar. Find the ratios of corresponding sides. They should be equal.

SSS

3) $\triangle JKL \sim \triangle WVU$



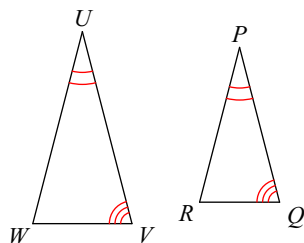
4) $\triangle WVU \sim \triangle CBA$



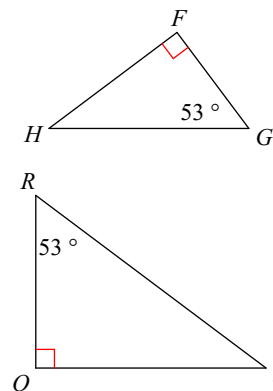
The triangles in each pair are similar. Show which angles are congruent.

AA

5) $\triangle UVW \sim \triangle PQR$



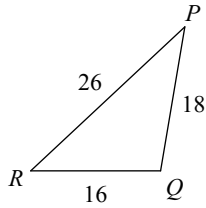
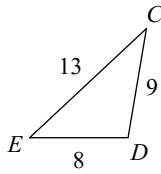
6) $\triangle QRS \sim \triangle FGH$



State if the triangles in each pair are similar. If so, state how you know they are similar and complete the similarity statement.

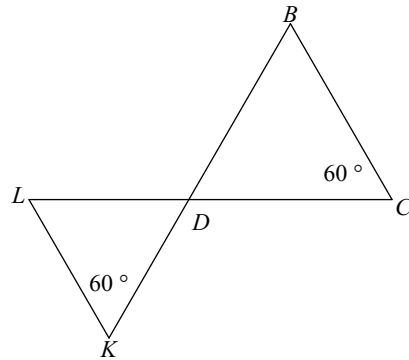
Show all ratios of corresponding sides, and show which angles are congruent.
SSS, SAS, AA or not Similar.

7)



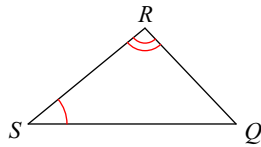
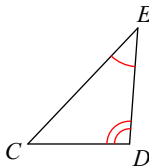
$\triangle PQR \sim$ _____

8)



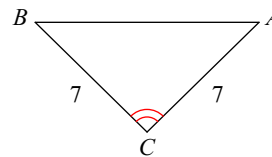
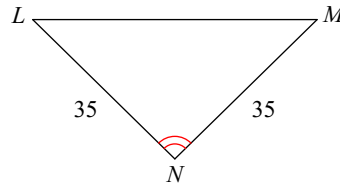
$\triangle DCB \sim$ _____

9)



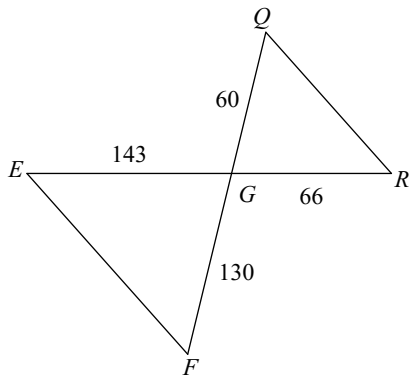
$\triangle SRQ \sim$ _____

10)



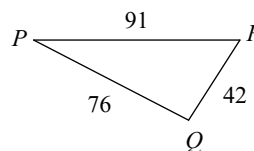
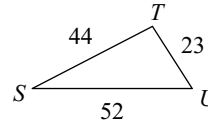
$\triangle NML \sim$ _____

11)



$\triangle GFE \sim$ _____

12)



$\triangle PQR \sim$ _____