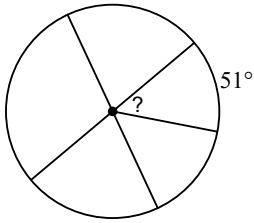


4A-3 Inscribed and Central Angle

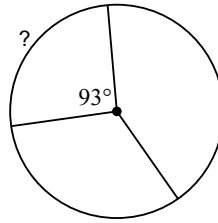
Find the measure of the arc or central angle indicated. Assume that lines which appear to be diameters are actual diameters.

Highlight arc and corresponding angle.

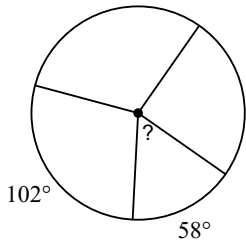
1)



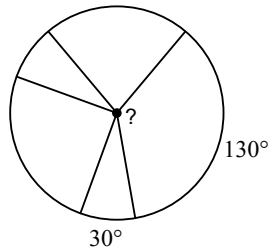
2)



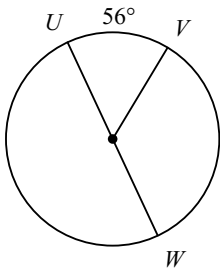
3)



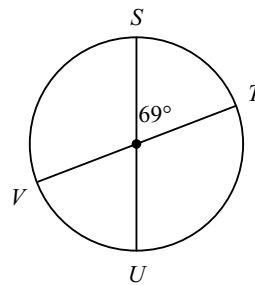
4)



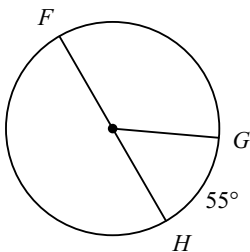
5) $m\widehat{VW}$



6) $m\widehat{TU}$



7) $m\widehat{FG}$



8) $m\widehat{JK}$

